



Government of India / भारत सरकार
Ministry of Earth Sciences / पृथ्वी विज्ञान मंत्रालय
India Meteorological Department / भारत मौसम विज्ञान विभाग
Meteorological Centre, Agartala / मौसम विज्ञान केंद्र, अगरतला
Agartala Airport-799009 / अगरतला हवाईअड्डा-799009

Dated: 26 .11.2020

Current Weather Status and Outlook for next two weeks

(27th November to 10th December 2020)

Significant Features

Rainfall (19th to 25th November, 2020):

- Rainfall occurred at isolated places on 1 day, at a few places on 1 day and no rainfall occurred on 5 days in Tripura during last week.

****[Isolated places:** Rainfall occurred at $\leq 25\%$ stations; **Few places:** Rainfall occurred at 26-50% stations;

Many places: Rainfall occurred at 51-75% stations; **Most places:** Rainfall occurred at $>75\%$ stations]

Temperature (19th to 25th November, 2020):

- Maximum temperatures were **below normal** on two days and **normal** on five days during last week.
- Minimum temperatures were **below normal** on three days, **normal** on two days and **above normal** on two days during last week.
- During last week, highest maximum temperature of **31.2°C** was recorded at Agartala on 20th November 2020 and lowest minimum temperature of **13.5°C** was recorded at Agartala on 23rd November 2020.

****[Normal:** Temperatures in the range -1.5°C and 1.5°C from normal; **Below normal:** Temperatures $<-1.5^{\circ}\text{C}$ from normal;

Above normal: Temperatures $>1.5^{\circ}\text{C}$ from normal]

Weekly Rainfall Scenario (19th to 25th November, 2020)

STATE	ACTUAL RAINFALL (mm)	NORMAL RAINFALL(mm)	% DEPARTURE	CATEGORY
Tripura	1.1	5.9	-82%	Large Deficient

Seasonal Rainfall Scenario (1st October to 25th November, 2020)

STATE	ACTUAL RAINFALL (mm)	NORMAL RAINFALL(mm)	% DEPARTURE	CATEGORY
Tripura	254.3	205.9	23%	Excess

****[For Rainfall: Large Excess:** $> +60\%$ from normal; **Excess:** $+20\%$ to $+59\%$ from normal; **Normal:** -19% to $+19\%$;
 Deficient: -20% to -59% from normal; **Large Deficient:** $\geq -60\%$ from normal]



Chief synoptic features of the week

- The cyclonic circulation over Northeast Bangladesh & neighbourhood at 1.5 km above mean sea level on 25.11.2020.

Forecast for next two weeks

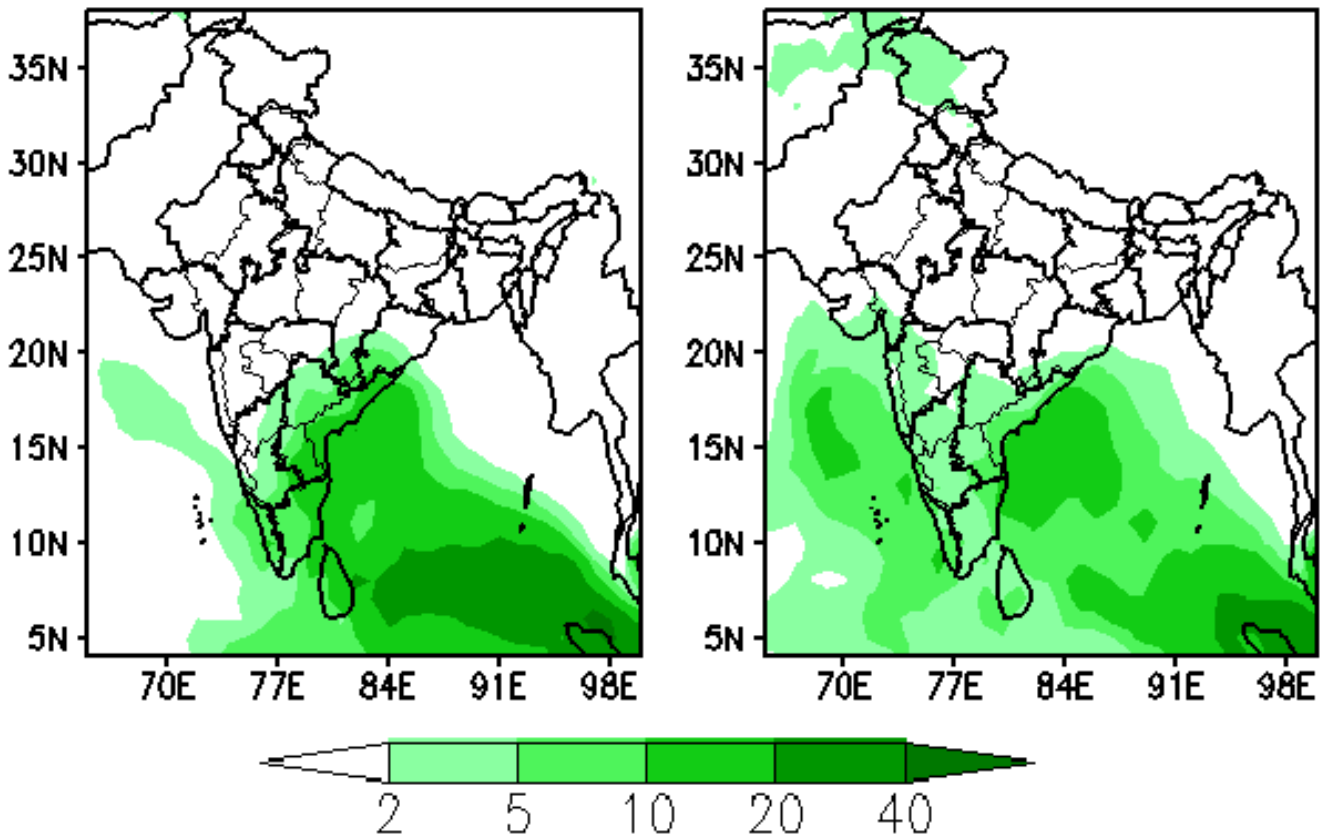
Rainfall

- During week 1 (27th November to 3rd December, 2020), Weather is most likely to be **dry** in Tripura.
- During week 2 (4th to 10th December, 2020), Weather is most likely to be **dry** in Tripura.

Forecast Rainfall (mm/day)

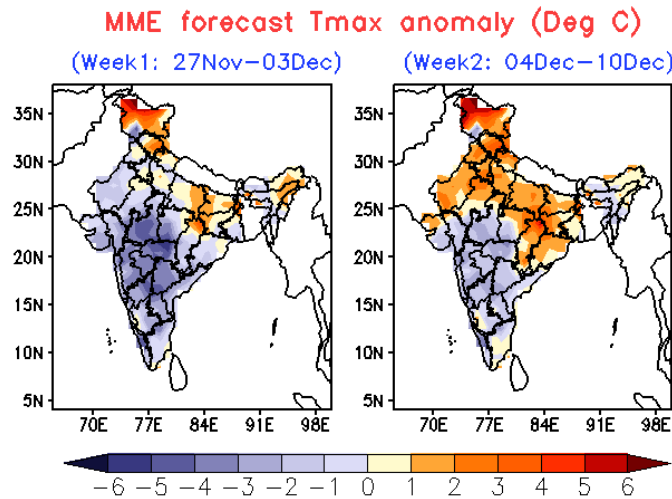
(Week1: 27Nov–03Dec)

(Week2: 04Dec–10Dec)



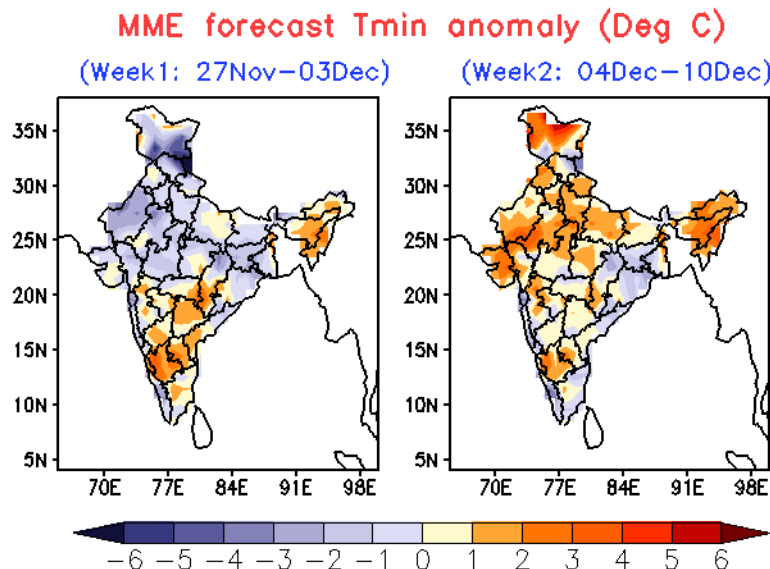
Maximum Temperature

- During week 1 (27th November to 3rd December 2020), Maximum temperature is very likely to be **near normal** in Tripura.
- During week 2 (4th to 10th December, 2020), Maximum temperature is very likely to be **near normal** in Tripura.



Minimum temperature

- During week 1 (27th November to 3rd December, 2020), Minimum temperature is very likely to be **normal to above normal** in Tripura.
- During week 2 (4th to 10th December, 2020), Minimum temperature is very likely to be **normal to above normal** in Tripura.



**** Next weekly update will be issued on next Thursday i.e. 3rd December, 2020**